

Now Yesterday

Search:

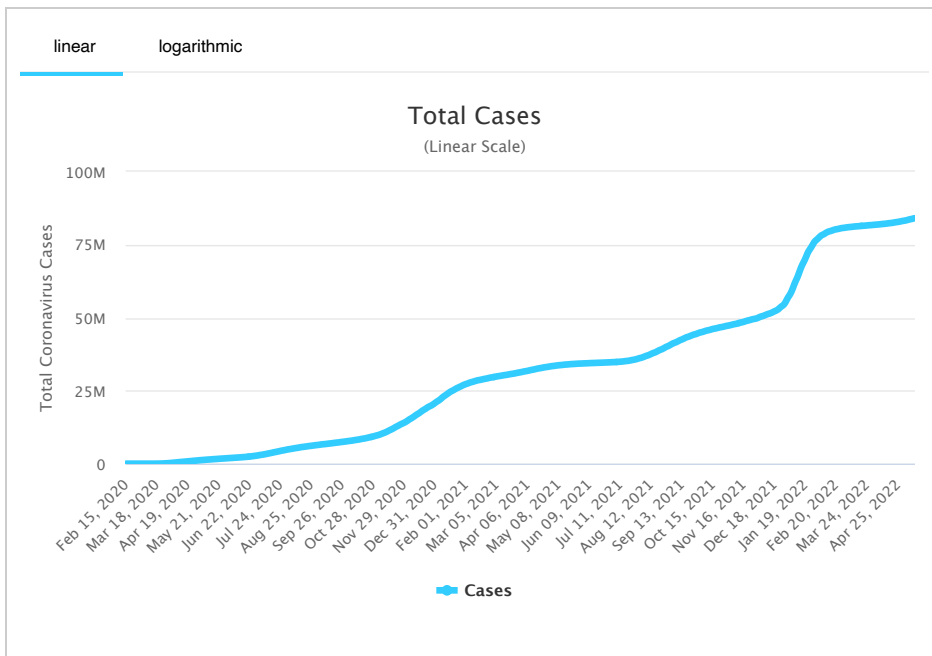
#	USA State	Total Cases	New Cases	Total Deaths	New Deaths	Total Recovered	Active Cases	Tot Cases/ 1M pop	Deaths/ 1M pop	Total Tests
	USA Total	84,066,379		1,026,109		81,163,689	1,876,581	253,975	3,100	1,015,2
1	California	9,326,844		90,917		9,006,131	229,796	236,050	2,301	163,7
2	Texas	6,856,197		88,663		6,688,452	79,082	236,454	3,058	64,4
3	Florida	6,038,339		74,158		5,839,787	124,394	281,144	3,453	57,5
4	New York	5,440,227		69,065		5,263,194	107,968	279,652	3,550	109,1
5	Illinois	3,200,930		37,997		3,042,577	120,356	252,602	2,999	57,8
6	Pennsylvania	2,849,663		44,814		2,758,699	46,150	222,595	3,501	26,1
7	Ohio	2,724,041		38,550		2,647,566	37,925	233,041	3,298	22,4
8	North Carolina	2,691,805		24,588		2,640,452	26,765	256,654	2,344	26,3
9	Georgia	2,530,918		38,086		2,464,220	28,612	238,374	3,587	24,5
10	Michigan	2,472,596		36,140		2,363,746	72,710	247,585	3,619	25,0
11	New Jersey	2,306,574		33,529		2,153,509	119,536	259,685	3,775	17,7
12	Tennessee	2,038,706		26,260		N/A	N/A	298,529	3,845	12,9
13	Arizona	2,030,925		30,230		1,986,906	13,789	279,022	4,153	19,3
14	Massachusetts	1,803,831		20,383		1,736,738	46,710	261,709	2,957	44,4
15	Virginia	1,729,893		20,310		1,660,232	49,351	202,670	2,379	19,1
16	Indiana	1,711,268		23,630		1,572,388	115,250	254,191	3,510	19,7
17	Wisconsin	1,636,453		14,500		1,577,815	44,138	281,060	2,490	16,4

18	<u>Washington</u> (<u>/coronavirus/usa/washington/</u>)	1,524,078		12,770		1,457,694	53,614	200,144	1,677	13,4
19	<u>South Carolina</u> (<u>/coronavirus/usa/south-carolina/</u>)	1,481,975		17,869		1,447,856	16,250	287,834	3,471	16,3
20	<u>Minnesota</u> (<u>/coronavirus/usa/minnesota/</u>)	1,476,133		12,837		1,446,679	16,617	261,743	2,276	19,4
21	<u>Missouri</u> (<u>/coronavirus/usa/missouri/</u>)	1,428,117		20,382		1,390,147	17,588	232,690	3,321	14,6
22	<u>Colorado</u> (<u>/coronavirus/usa/colorado/</u>)	1,405,526		13,265		1,339,372	52,889	244,068	2,303	17,5
23	<u>Kentucky</u> (<u>/coronavirus/usa/kentucky/</u>)	1,335,247		15,786		1,296,907	22,554	298,869	3,533	13,6
24	<u>Alabama</u> (<u>/coronavirus/usa/alabama/</u>)	1,304,291		19,623		1,266,777	17,891	266,009	4,002	7,6
25	<u>Louisiana</u> (<u>/coronavirus/usa/louisiana/</u>)	1,243,693		17,291		1,217,767	8,635	267,530	3,719	15,5
26	<u>Maryland</u> (<u>/coronavirus/usa/maryland/</u>)	1,049,471		14,519		1,002,960	31,992	173,590	2,402	20,5
27	<u>Oklahoma</u> (<u>/coronavirus/usa/oklahoma/</u>)	1,043,536		14,380		1,027,116	2,040	263,721	3,634	5,4
28	<u>Utah</u> (<u>/coronavirus/usa/utah/</u>)	938,864		4,761		925,511	8,592	292,850	1,485	9,4
29	<u>Iowa</u> (<u>/coronavirus/usa/iowa/</u>)	866,696		9,555		844,506	12,635	274,699	3,028	8,4
30	<u>Arkansas</u> (<u>/coronavirus/usa/arkansas/</u>)	837,977		11,415		824,069	2,493	277,678	3,783	6,8
31	<u>Mississippi</u> (<u>/coronavirus/usa/mississippi/</u>)	800,826		12,457		783,567	4,802	269,081	4,186	6,3
32	<u>Kansas</u> (<u>/coronavirus/usa/kansas/</u>)	778,045		8,691		761,951	7,403	267,065	2,983	2,2
33	<u>Connecticut</u> (<u>/coronavirus/usa/connecticut/</u>)	777,064		10,883		730,020	36,161	217,953	3,052	15,5
34	<u>Oregon</u> (<u>/coronavirus/usa/oregon/</u>)	737,186		7,556		695,633	33,997	174,782	1,791	11,3
35	<u>Nevada</u> (<u>/coronavirus/usa/nevada/</u>)	724,364		10,798		701,208	12,358	235,171	3,506	6,8
36	<u>New Mexico</u> (<u>/coronavirus/usa/new-mexico/</u>)	525,751		7,600		504,896	13,255	250,736	3,625	7,6
	<u>West Virginia</u>	505,037		6,893		496,648	1,496	281,806	3,846	6,6

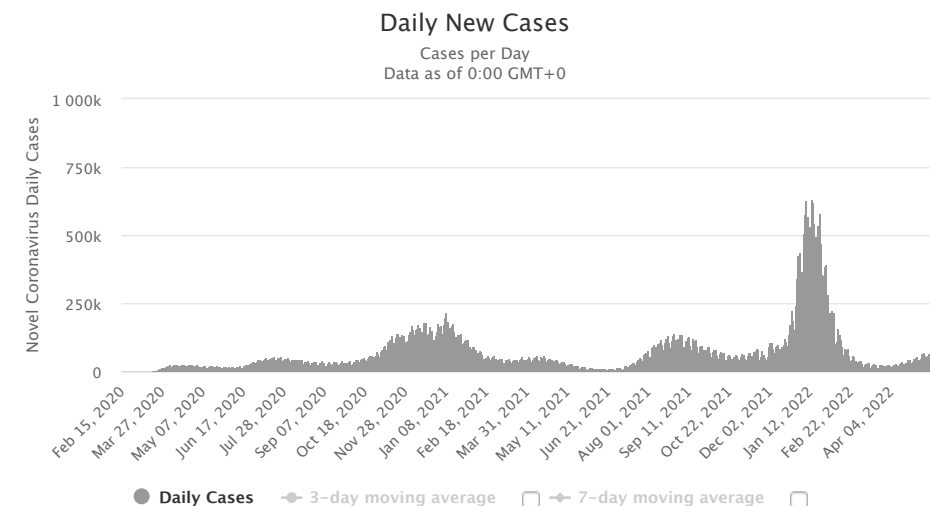
37	(/coronavirus/usa/west-virginia/)									
38	Nebraska (/coronavirus/usa/nebraska/)	482,035		4,231		474,021	3,783	249,190	2,187	5,5
39	Idaho (/coronavirus/usa/idaho/)	447,540		4,930		439,827	2,783	250,433	2,759	2,5
40	Rhode Island (/coronavirus/usa/rhode-island/)	380,384		3,548		361,301	15,535	359,069	3,349	7,8
41	New Hampshire (/coronavirus/usa/new-hampshire/)	316,127		2,499		309,013	4,615	232,496	1,838	4,7
42	Montana (/coronavirus/usa/montana/)	274,598		3,378		270,499	721	256,927	3,161	2,7
43	Delaware (/coronavirus/usa/delaware/)	266,673		2,928		256,868	6,877	273,858	3,007	1,0
44	Hawaii (/coronavirus/usa/hawaii/)	258,422		1,434		241,675	15,313	182,518	1,013	3,7
45	Maine (/coronavirus/usa/maine/)	253,654		2,332		235,839	15,483	188,701	1,735	5,1
46	Alaska (/coronavirus/usa/alaska/)	247,865		1,235		240,507	6,123	338,824	1,688	4,1
47	North Dakota (/coronavirus/usa/north-dakota/)	242,222		2,272		238,859	1,091	317,851	2,981	6
48	South Dakota (/coronavirus/usa/south-dakota/)	238,635		2,917		234,664	1,054	269,748	3,297	2,1
49	Wyoming (/coronavirus/usa/wyoming/)	157,031		1,817		154,406	808	271,324	3,139	1,3
50	District Of Columbia (/coronavirus/usa/district-of-columbia/)	143,943		1,341		137,598	5,004	203,958	1,900	3,0
51	Vermont (/coronavirus/usa/vermont/)	128,058		648		117,971	9,439	205,225	1,038	3,6
52	Puerto Rico	588,155		4,245		483,669	100,241	173,654	1,253	4,1
53	Guam	48,469		358		47,885	226			4
54	United States Virgin Islands	17,835		113		16,516	1,206			3
55	Northern Mariana Islands	11,305		34		11,262	9			1
56	American Samoa	5,974		30		5,796	148			
57	Veteran Affairs	634,379		21,902		604,117	8,360			8,6
58	US Military	627,042		687		601,100	25,255			
59	Federal Prisons	69,132		302		68,672	158			1

60	Navajo Nation	53,643	1,770	51,737	136			
61	Grand Princess Ship	122	7	115	0			
62	Wuhan Repatriated	3		3	0			
63	Diamond Princess Ship	46		46	0			
	Total:	84,066,379	1,026,109	81,163,689	1,876,581	253,975	3,100	1,015,4

Total Coronavirus Cases in the United States

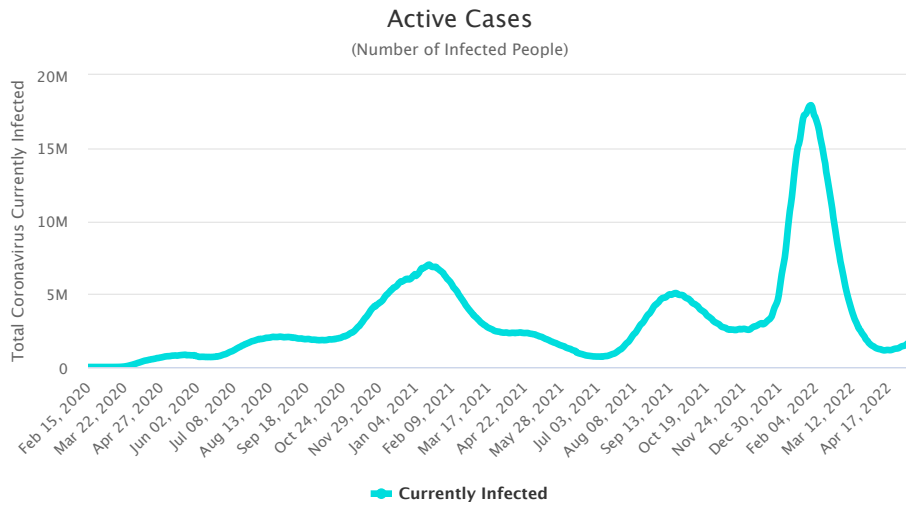


Daily New Cases in the United States

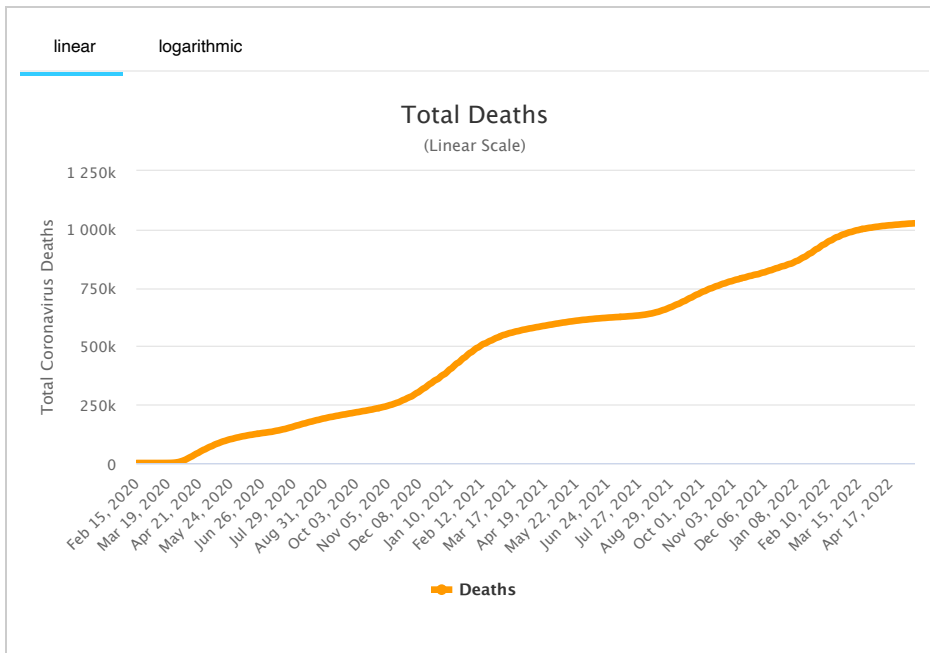


See also: [Daily Deaths Graph](#)

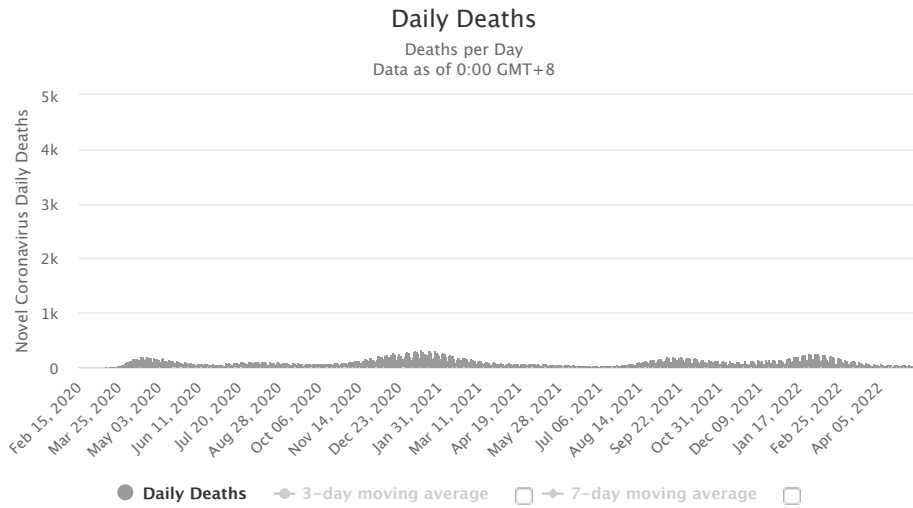
Active Cases in the United States



Total Coronavirus Deaths in the United States



Daily New Deaths in the United States



See also: [Daily Cases Graph](#)

Latest News

May 12 (GMT)

Updates

- 85,830 new cases and 222 new deaths in [the United States \(/coronavirus/country/us/\)](#)

May 11

May 10

May 9

May 8

May 7

Historical account of the initial stages of the epidemic in the United States

Content:

- First 20 cases in the United States
- Progression of first suspected cases
- Timeline of initial events
- Sources for the historical account

First 20 cases in the United States

Information collected on the first 20 domestic cases (not including repatriated cases and Diamond Princess cruise ship evacuee cases) is presented in the table below:

State	Cases	Sex	Age	Date	Case #	Location	Source
Oregon	1			Feb. 29	17 th	Washington C.	
Washington	2			Feb. 29	18,19 th		
	1	M	30s	Jan. 21	1 st	Snohomish	[7]
Illinois	1			Mar. 1	20 th		
	1	M	60s	Jan. 30	6 th	Chicago	[12]
	1	F	60s	Jan. 24	2 nd	Chicago	[8]
California	2	unkn.	unkn.	Jan. 26	3 rd ,4 th	Orange C., L.A.	[9]
	1	M	adult	Jan. 31	7 th	Santa Clara C.	[17][18]
	1	F	unkn.	Feb. 2	9 th	Santa Clara C.	
	1	M	57	Feb. 2	10 th	San Benito C.	
	1	F	57	Feb. 2	11 th	San Benito C.	
	1		65	Feb. 28	16 th	Santa Clara C.	
	1			Feb. 21	13 th	Humboldt C.	
	1			Feb. 21	14 th	Sacramento C.	
	1			Feb. 26	15 th	[Northern California]	
Massachusetts	1	M	20s	Feb. 1	8 th	Boston	[16]
Arizona	1	unkn.	student	Jan. 26	5 th	Maricopa County	
Wisconsin	1			Feb. 5	12 th	Madison	

Patients Under Investigation (PUI) in the United States

CDC in the early stages released information regarding the number of cases and people under investigation that was updated regularly on Mondays, Wednesdays, and Fridays. Below we provide the historical reports that we were able to gather in order to track the progression in the number of suspected cases and US states involved through time in the initial stages

As of Feb. 10:

<i>Number of U.S. States with PUI</i>	<i>36</i>
Positive	12
Negative	318
Pending (specimens awaiting testing)	68
TOTAL	398

As of Feb. 7:

<i>Number of U.S. States with PUI</i>	<i>36</i>
Positive	12
Negative	225
Pending (specimens awaiting testing)	100
TOTAL	337

As of Feb. 5:

<i>Number of U.S. States with PUI</i>	<i>36</i>
Positive	11
Negative	206
Pending (specimens awaiting testing)	76
TOTAL	293

As of Feb. 3:

<i>Number of U.S. States with PUI</i>	<i>36</i>
Positive	11
Negative	167
Pending (specimens awaiting testing)	82
TOTAL	260

As of January 31:




<i>Number of U.S. States with PUI</i>	<i>36</i>
Positive	6
Negative	114
Pending (specimens awaiting testing)	121
TOTAL	241

Previously, as of January 29, there were 92 suspected cases awaiting testing.

<i>Number of U.S. States with PUI</i>	<i>36</i>
Positive	5
Negative	68

Pending (specimens awaiting testing)	92
TOTAL	165

Timeline of Events

-  On January 31, HHS declared Coronavirus a Public Health Emergency in the US (<https://www.hhs.gov/about/news/2020/01/31/secretary-azar-declares-public-health-emergency-us-2019-novel-coronavirus.html>)
As of Jan. 31, the Wuhan coronavirus is officially a public health emergency in the United States, Alex Azar, secretary of the US Department of Health and Human Services (HHS), announced at a White House press briefing.
-  On Jan. 31, the U.S. Centers for Disease Control and Prevention (CDC) **issued a federal quarantine for 14 days** affecting the 195 American evacuees from Wuhan, China. Starting Sunday, Feb. 2, U.S. citizens, permanent residents and immediate family who have visited China's Hubei province will undergo a **mandatory 14 days quarantine** and, if they have visited other parts of China, they would be screened at airports and asked to self-quarantine for 14 days. The last time the CDC had issued a quarantine was over 50 years ago in the 1960s, for smallpox.
-  President Donald Trump signed an order on Jan. 31 for the U.S. to **deny entry to foreign nationals who traveled to China** within the preceding two weeks, aside from the immediate family of U.S. citizens.
- On Jan. 30, the CDC had confirmed the **first case of person to person transmission in the U.S.:** ^[12] the husband of the Chicago, Illinois case who had returned from Wuhan, China on Jan. 13 and who tested positive for the virus on Jan. 24).
- CDC stated on Jan. 30 that "It is likely there will be more cases of 2019-nCoV reported in the U.S. in the coming days and weeks, including more person-to-person spread."^[12]
- The virus had been confirmed in **5 states**.
- On Jan. 31, **New York City** health officials vehemently denied the rumor regarding a coronavirus case in the city.^[13] On Feb. 1, however, the city's health commissioner did report that there was a test being performed on a person under 40 who had returned from China, developed matching symptoms, and tested negative to the seasonal flu.
- Most US patients had recently visited Wuhan.**
- All of the first five U.S. cases were described as **mild**.
- A study on the first US case of novel coronavirus detailed mild symptoms followed by pneumonia (https://www.cnn.com/2020/01/31/health/washington-coronavirus-study-nejm/index.html?utm_term=link&utm_medium=social&utm_content=2020-02-01T00)

U.S. Airlines suspended ALL flights between the U.S. and China

On Friday, January 31, Delta, American and United announced they would temporarily suspend all of their mainland China flights in response to the coronavirus outbreak.^[14]

Prior to this January 31 announcement:

- UNITED AIRLINES**
on Jan. 28 had announced it would cut 24 flights between the U.S. and China for the first week of February.
- AMERICAN AIRLINES**
on Jan. 29 had announced it would suspend flights from Los Angeles to Shanghai and Beijing from Feb. 9 through March 27, 2020. It will maintain its flight schedules (10 daily A/R) from Dallas-Fort Worth to Shanghai and Beijing, as well as from Los Angeles and Dallas-Fort Worth to Hong Kong.

- **DELTA**

had not adjusted its schedule of direct flights from the U.S. to China. It is the only airline with direct flights to not take action so far.

The White House was considering issuing a ban on flights between the United States and China, as of late Jan. 28^[11]. Italy has announced on January 31 that it was suspending all flights to and from China following the first 2 cases of coronavirus in Italy.

Travel Alert: Do Not Travel to China

- The U.S. State Department on January 30 issued a **Level 4: Do Not Travel to China Alert** (<https://travel.state.gov/content/travel/en/traveladvisories/traveladvisories/china-travel-advisory.html>) ^[4] (the highest level of alert).
- Previously, on January 29, the advisory was set at a lower "Level 3: Reconsider Travel" advising not to travel to Hubei Province: (Level 4) and reconsider travel to the remainder of China (Level 3).
- The CDC on Jan. 28 issued a Level 3 Warning (<https://wwwnc.cdc.gov/travel/notices/warning/novel-coronavirus-china>), recommending that travelers **avoid all nonessential travel to China** ^[5].

Screening incoming passengers at 20 airports in the U.S.

On January 17, the CDC announced that 3 airports in the United States would begin screening incoming passengers from China: SFO, JFK, and LAX ^[6] Other 2 airports were added subsequently, and on January 28, the U.S. Department of Health and Human Services (HHS) announced that 15 additional U.S. airports (bringing the total to 20) would begin screening incoming travelers from China.

Below is the complete list of airports where screening for the 2019 Novel Coronavirus (2019-nCoV) is in place:

- Los Angeles International (LAX)
- San Francisco International (SFO)
- Chicago O'Hare
- New York JFK
- Atlanta Hartsfield-Jackson International
- Houston George Bush Intercontinental
- Dallas-Fort Worth International
- San Diego International
- Seattle-Tacoma International
- Honolulu International
- Anchorage Ted Stevens International
- Minneapolis-St. Paul International
- Detroit Metropolitan
- Miami International
- Washington Dulles International
- Philadelphia International
- Newark Liberty International

- Boston Logan International
- El Paso International
- Puerto Rico's San Juan Airport

Sources for the historical account

1. Novel Coronavirus (2019-nCoV) situation reports (<https://www.who.int/emergencies/diseases/novel-coronavirus-2019/situation-reports/>) - World Health Organization (<https://www.who.int/>) (WHO)
2. 2019 Novel Coronavirus (2019-nCoV) in the U.S (<https://www.cdc.gov/coronavirus/2019-ncov/cases-in-us.html>) - U.S. Centers for Disease Control and Prevention (<https://www.cdc.gov/>) (CDC)
3. Symptoms of Novel Coronavirus (2019-nCoV) (<https://www.cdc.gov/coronavirus/2019-ncov/about/symptoms.html>) - CDC
4. China Travel Advisory (<https://travel.state.gov/content/travel/en/traveladvisories/traveladvisories/china-travel-advisory.html>) - U.S. State Department, accessed January 31, 2020.
5. Novel Coronavirus in China - Warning - Level 3, Avoid Nonessential Travel (<https://wwwnc.cdc.gov/travel/notices/warning/novel-coronavirus-china>) - CDC, January 28, 2020.
6. Public Health Screening to Begin at 3 U.S. Airports for 2019 Novel Coronavirus ("2019-nCoV") (<https://www.cdc.gov/media/releases/2020/p0117-coronavirus-screening.html>) - CDC January 17, 2020
7. First Travel-related Case of 2019 Novel Coronavirus Detected in United States (<https://www.cdc.gov/media/releases/2020/p0121-novel-coronavirus-travel-case.html>) - CDC, January 21, 2020
8. Second Travel-related Case of 2019 Novel Coronavirus Detected in United States (<https://www.cdc.gov/media/releases/2020/p0124-second-travel-coronavirus.html>) - CDC, January 24, 2020
9. CDC confirms additional cases of 2019 Novel Coronavirus in United States (<https://www.cdc.gov/media/releases/2020/s0126-coronavirus-new-cases.html>) - CDC, January 26, 2020
10. 2019 Novel Coronavirus (2019-nCoV) in the U.S. (<https://www.cdc.gov/coronavirus/2019-ncov/cases-in-us.html>) - CDC, Updated January 29, 2020
11. White House considers ban on flights to China amid coronavirus outbreak (<https://eu.usatoday.com/story/travel/news/2020/01/28/white-house-considers-ban-china-flights-amid-coronavirus-outbreak/4602839002/>) - USA Today, Jan. 28, 2020
12. CDC Confirms Person-to-Person Spread of New Coronavirus in the United States (<https://www.cdc.gov/media/releases/2020/p0130-coronavirus-spread.html>) - CDC Press Release, Jan. 30, 2020
13. NYC Officials Deny Report Of Coronavirus Amid Confusion (<https://www.forbes.com/sites/sergeiklebnikov/2020/01/31/nyc-officials-deny-report-of-coronavirus-amid-confusion/#351e47b5652c>) - Forbes, Jan. 31, 2020
14. Delta, American, United to suspend all China mainland flights as coronavirus crisis grows (<https://eu.usatoday.com/story/travel/2020/01/31/coronavirus-china-flight-ban-delta-cuts-all-flights-white-house/4620989002/>) - USA Today, Jan. 31, 2020
15. Secretary Azar Declares Public Health Emergency for United States for 2019 Novel Coronavirus (<https://www.hhs.gov/about/news/2020/01/31/secretary-azar-declares-public-health-emergency-us-2019-novel-coronavirus.html>) - U.S. Department of Health and Human Services (HHS), Jan. 31, 2020
16. Man returning from Wuhan, China is first case of 2019 Novel Coronavirus confirmed in Massachusetts (<https://www.mass.gov/news/man-returning-from-wuhan-china-is-first-case-of-2019-novel-coronavirus-confirmed-in>) - Massachusetts Department of Public Health, Feb. 1, 2020
17. County of Santa Clara Public Health Department Reports First Case of Novel (new) Coronavirus (<https://www.sccgov.org/sites/phd/news/Pages/novel-coronavirus-1-31-2020.aspx>) - Santa Clara County Public Health, Jan. 31, 2020
18. Coronavirus: First case confirmed in Santa Clara County (<https://www.mercurynews.com/2020/01/31/santa-clara-coronavirus/>) - Mercury News, Jan. 31. 2020

worldometer (/)

[about \(/about/\)](#) | [faq \(/faq/\)](#) | [languages \(/languages/\)](#) | [contact \(/contact/\)](#) | [report coronavirus cases \(/report_us/\)](#)

 ([newsletter-subscribe/](#))  (<https://twitter.com/Worldometers>)  (<https://www.facebook.com/Worldometers.info>)

© Copyright Worldometers.info - All rights reserved - [Disclaimer & Privacy Policy \(/disclaimer/\)](#)